

KAPAK ÇENGEL

Grid for KAPAK ÇENGEL puzzle with letters and clues.

SÖZCÜK AVI

Grid for SÖZCÜK AVI puzzle with letters and clues.

KLASİK SUDOKU

Grid for KLASİK SUDOKU puzzle with difficulty levels: kolay, orta, zor, çok zor.

SÖZCÜK BULMACA

Grid for SÖZCÜK BULMACA puzzle with letters and clues.

MOZAIK BULMACA

Grid for MOZAIK BULMACA puzzle with letters and clues.

Grid for MOZAIK BULMACA puzzle with letters and clues.

X SUDOKU

Grid for X SUDOKU puzzle with difficulty levels: kolay, orta, zor, çok zor.

SAYI BULMACA

Grid for SAYI BULMACA puzzle with numbers and clues.

PARÇALI SUDOKU

Grid for PARÇALI SUDOKU puzzle with difficulty levels: kolay, orta, zor, çok zor.

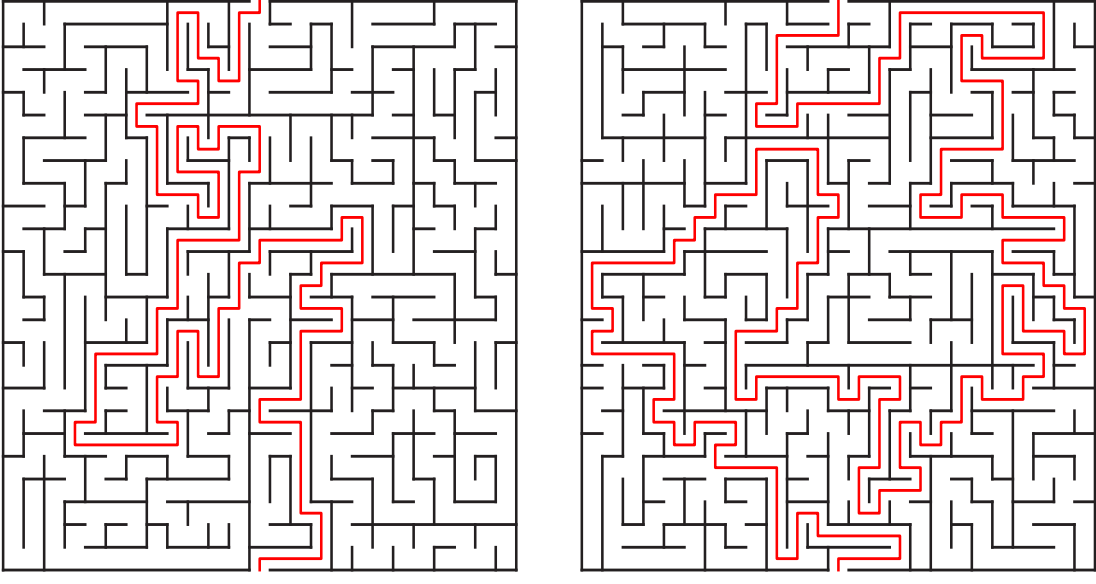
SİMETRİK KARE

Grid for SİMETRİK KARE puzzle with letters and clues.


HESAP SUDOKU

Grid for HESAP SUDOKU puzzle with difficulty levels: kolay, orta, zor, çok zor.

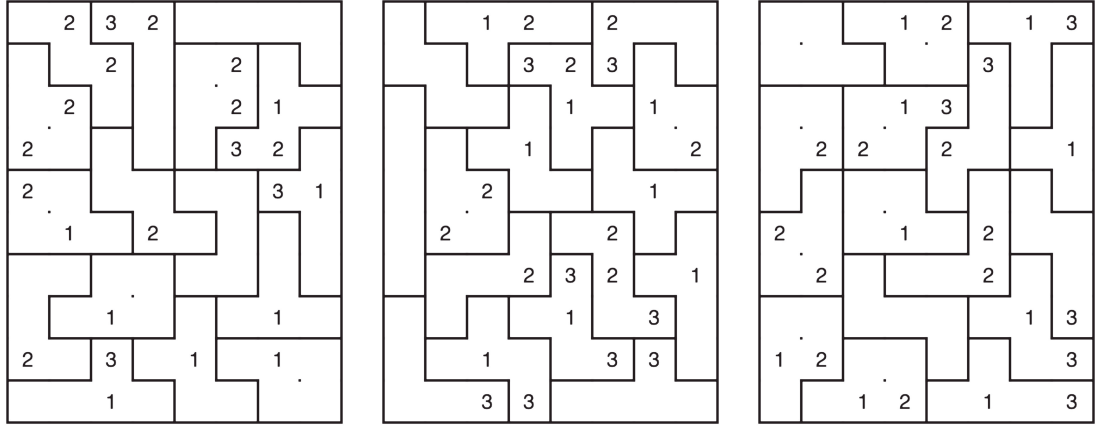
LABİRENT



DAİRESEL LABİRENT



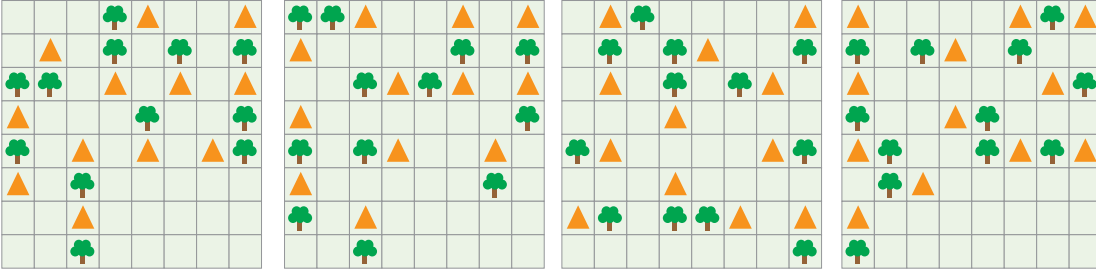
BEŞ KUTU



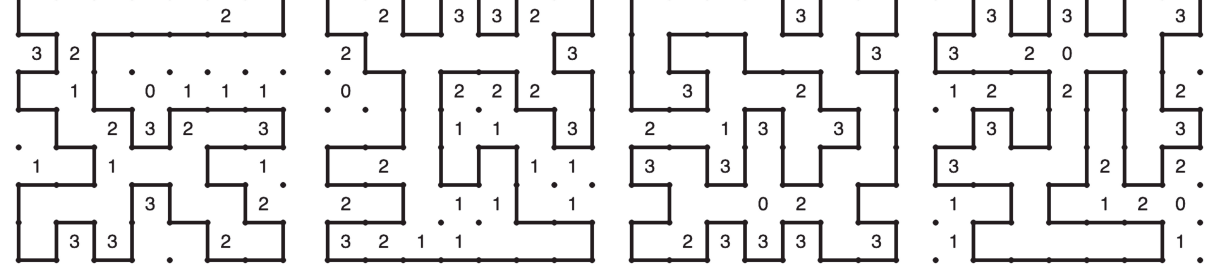
FUTOŞİKİ



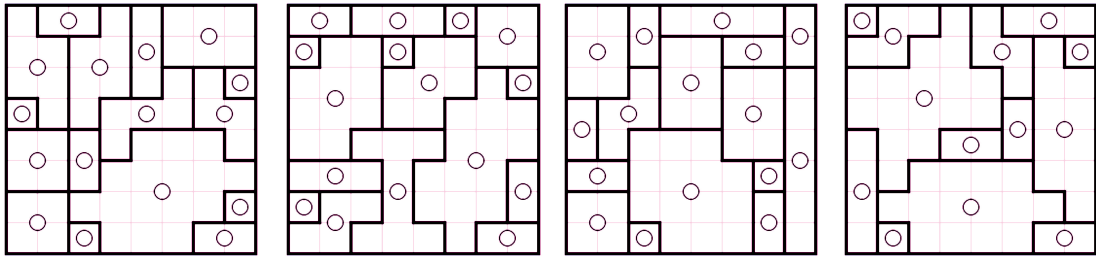
KAMP YERİ




TAKEGAKİ



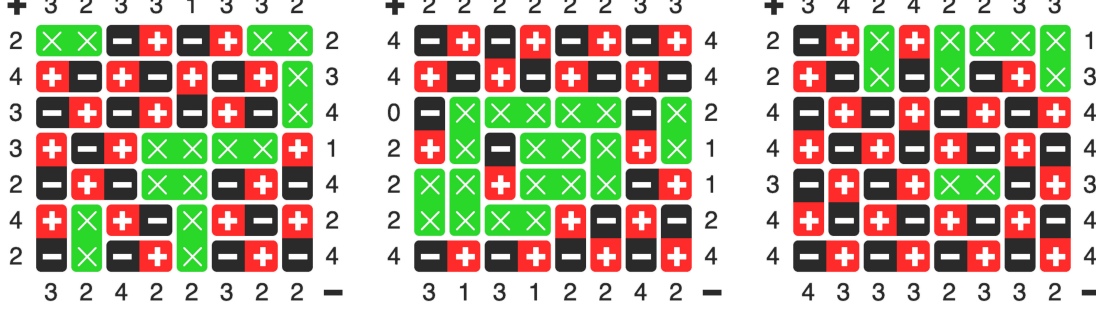
GALAKSİLER




HİTORİ



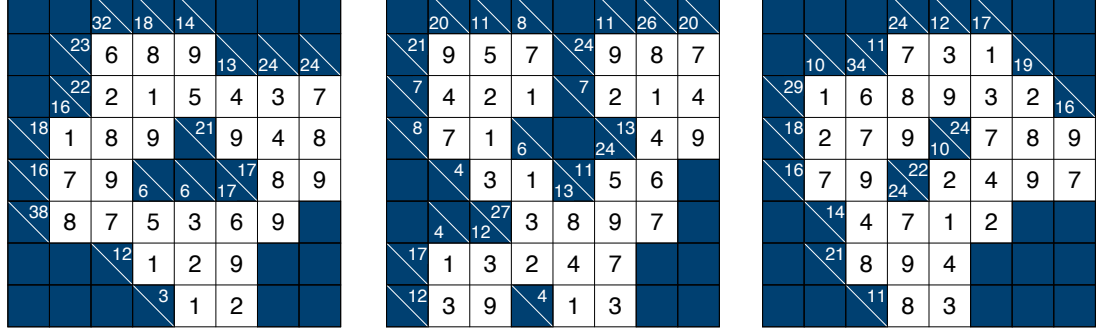
MIKNATISLAR



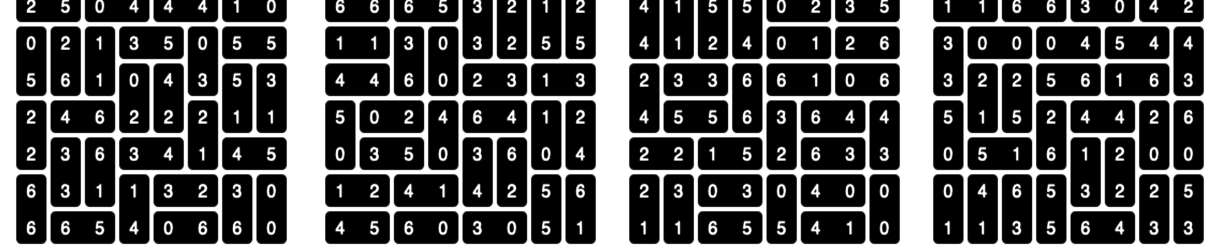
UZAKLIKLAR



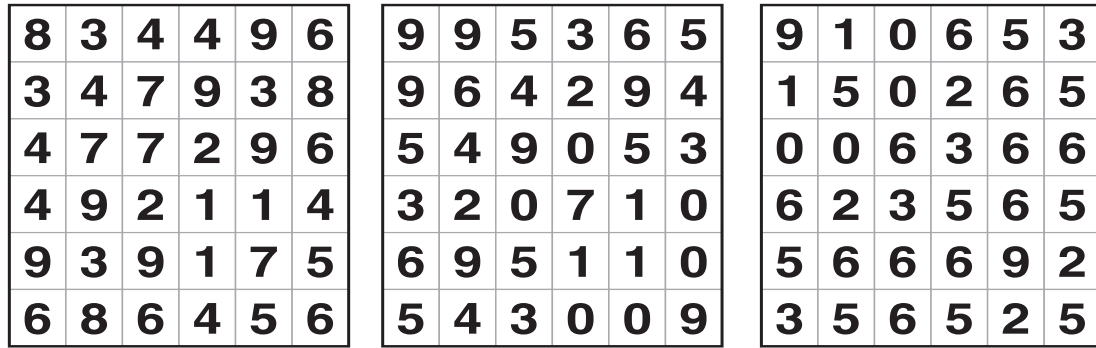
KAKURO



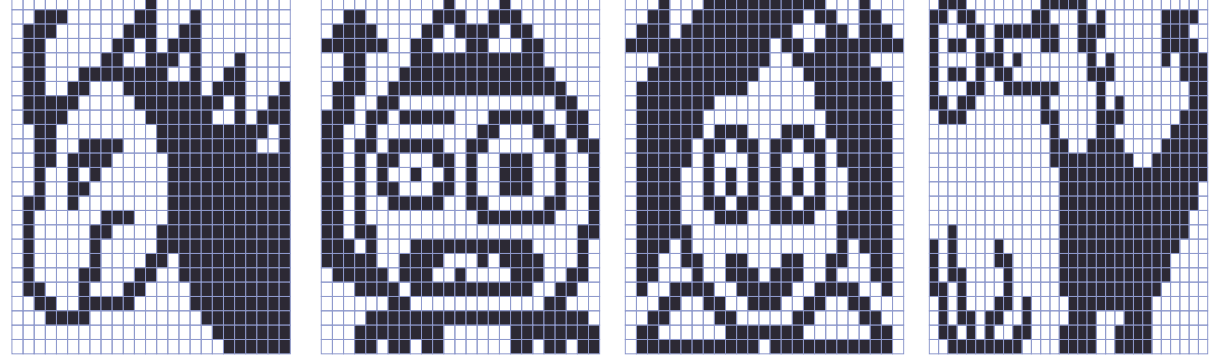
DOMİNO



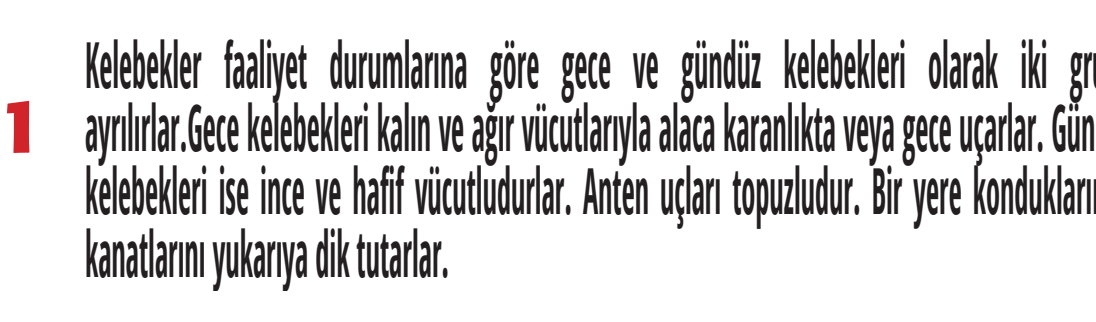
SAYI MANTIĞI



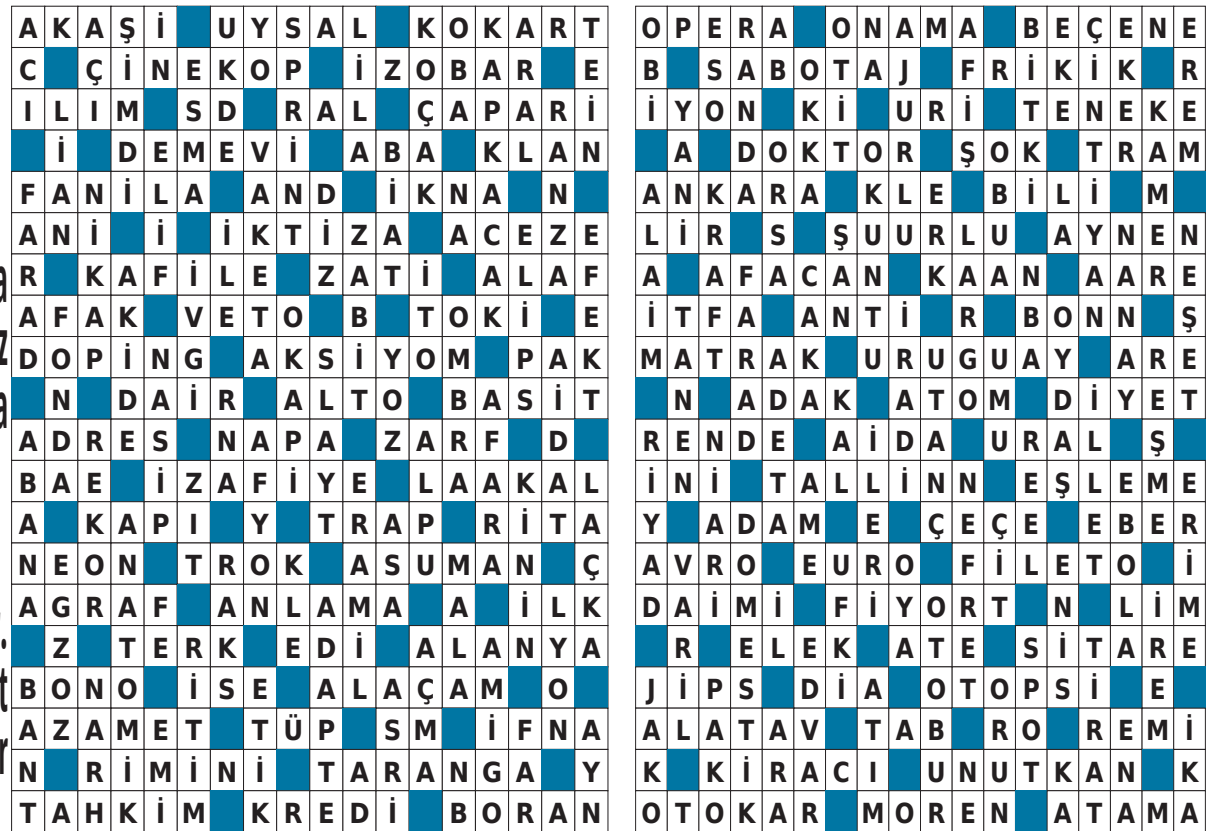
ŞİFRE Lİ RESİM



ŞİFRE Lİ METİN



ŞİFRE Lİ KARE



**1** Kelebekler faaliyet durumlarına göre gece ve gündüz kelebekleri olarak iki gruba ayrılırlar. Gece kelebekleri kalın ve ağır vücutlarıyla alaca karanlıkta veya gece uçarlar. Gündüz kelebekleri ise ince ve hafif vücutludurlar. Anten uçları topuzludur. Bir yere konduklarında kanatlarını yukarıya dik tutarlar.

**2** Halkalı solucanlar deniz, tatlı su ve karalarda yaşarlar. Vücut uzun ve segmentlidir. Vücutlarındaki segmentler septum adı verilen bölmelerle birbirlerinden ayrılmıştır. Vücut yüzeyleri ince esnek kutikula ile kaplıdır. Bazılarında kitinden kıllar bulunur. İp merdiven sinir sistemi gelişmiştir.

